

Adult Select Committee Portfolio Position Statement Outturn (2015-16)

DIRECTOR'S COMMENTARY

APPENDIX 4

The overall outturn position for the directorate is £1.2m after reserve funding adjustments, in line with our month 9 predictions.

In terms of the Adult division it is pleasing to deliver an under spend at year end of £204K. We need to recognise the significant achievements of managers and front line staff in meeting and exceeding budgets laid down to deliver an underspend at outturn.

We are on track and on a firm footing moving into 2016/17, but this has its own challenges with the pressures as a consequence of the demographic challenges within Monmouthshire, the SS&WB Act and delivery of the £1.2m savings mandate spanning 2016/17-2017/18.

1. Revenue Outturn Forecast

1.1 The combined budget and outturn forecast for this portfolio is

Adult Service Area	Budget @ Month 9	Budget Revision Virements	Budget @ Outturn	Actual Outturn	Variance @ Outturn	Variance @ Month 9	Variance @ Month 6	Variance @ Month 2	Actual Movement Months 9 to Outturn
	£000's	£000's	£000's	£000's	£000's	£000's	£000's	£000's	£000's
Adult Services	6,382	0	6,382	6,274	(108)	(70)	(131)	(18)	(38)
Community Care	20,320	0	20,320	20,300	(20)	(52)	(56)	(107)	32
Commissioning	1,984	0	1,984	1,924	(60)	(15)	(7)	(4)	(45)
Resources & Performance	864	0	864	848	(16)	2	(1)	(28)	(18)
SCH Directorate	29,550	0	29,550	29,346	(204)	(135)	(195)	(157)	(69)

1.2 The most significant over and underspends are

Adult Select Service Area	Overspend Predicted £000's	Underspend Predicted £000's	Actual Movement Mth's 9 to Outturn (Positive)/ Negative £000's	Commentary on Outturn
Adult Transformation		(48)	9	Part funding from ICF has led to this underspend. A request has been submitted to transfer over to 2016/17 to fund scheme termination at the end of June 2016.
Management team		(123)	(20)	Due to vacancies and ICF funding of Direct Care team manager post
Direct Care		(110)	(39)	Combination of staff vacancies and increased income
Direct Residential Care	175		34	Mainly due to backfilling for staff sickness and secondments
Commissioning Strategy		(65)	(36)	Reduction in Diesel / contract costs and spare unit at Drybridge
Transition co-operative		(24)	0	Income from post secondments to Bridges Community project
Other		(9)	(17)	See Appendix 6 for full details
TOTAL ADULT SELECT	175	(379)	(69)	Net Total (204)

Further analysis of the Costs centres contained within the Adult Select Service areas can be obtained in Appendix 6.

1 2015-16 Savings Progress


At outturn, SCH are on track to meet our mandated savings as illustrated below: -

Man. No.	Mandate Description	Target Savings £'s	Actual Savings Achieved £'s	Delayed Till 2016/17 £'s	Unachievable £'s	Actual Savings Variance Since Month 9 £'s
	SOCIAL CARE & HEALTH					
24	Bright new futures	14,000	14,000	0	0	0
33	Sustaining Independent Lives in the Community	260,000	260,000	0	0	0
	TOTAL SCH	274,000	274,000	0	0	0

1.1 Further details on the savings mandates can be found in Appendix SM

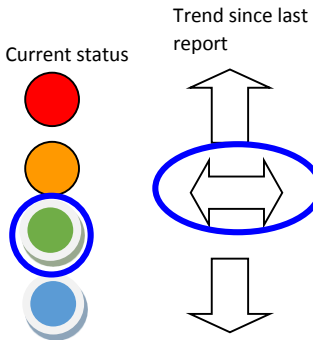
Budget Mandates

Progress and Next Steps at Outturn

Mandate RAG	Savings Progress at Outturn	Next Steps	Type	Year-end target	Achieved	Variance	Owner
Mandate 24 * Transition - Bright New Futures (SC&H) Current status 	2014/15 mandate* In 2014 we combined our Transitions Project Team within Bright New Futures Project. (based in Bridges) This has established a shared service model. No action necessary in relation to the mandate savings. We continue to deliver savings with this partnership working.	Plan to review near the end of the five year project. Review to include :- Budgets Service Resource / secondments. Etc...	Income Savings Total	0 14,000 14,000	0 14,000 14,000	0 0 0	Julie Boothroyd

Mandate 33

Adult Social Care



The service is continuing its journey on practice change and restructuring itself to meet future mandate savings with community links and innovative approaches to domiciliary care, coupled with less reliance on admissions to residential care.

The size of the saving is challenging, however the service is working together as a whole team in order to continue to review its performance in order to meet them.

Change in practice will need to continue at pace and be significant, this will continue to take time.

All targets were fully achieved at outturn.

'Dementia care matters' training roll out continues with vigour and there is full commitment that this training will support the changes in practice that are required.

Continue to review the structures and workforce to establish the resource, knowledge and skills moving forward.

Service transformation will continue to evolve and approval sought as the programme develops.





















Continue to deliver and ongoing evaluation of the DCM training and other training that supports the workforce to change practice.

Continue to capture and work with teams to further develop ideas and drive practice change.

IT build continues with further developments such as reporting tools, positive feedback from users of FLO continues.

Income	0	0	0
Savings	260,000	260,000	0
Total	260,000	260,000	0

Julie Boothroyd

Summary - Outturn	Summary – Month 2	Summary – Month 6	Summary – Month 9	Traffic Light Key
				 Not on target Concerns identified with delivery of target. Closely review & monitor.
				 Monitoring & required to keep on track
				 On target to achieve budget and action Plans.
				 On target and over achieve.

Mandate Summary	RAG Outturn	RAG Month 2	RAG Month 6	RAG Month 9
24 Transition – Bright New Futures				
33 Adult Social Care (&34)				

2 Capital Outturn

A summary of this year's capital schemes are shown below: -

Social Care & Health	Actual Spend @ Outturn	Original Budget	Slippage from 2014/15	Budget Virement or Revision	Slippage to 2016/17	Total Approved Budget @ Outturn	Actual Variance To Budget @ Outturn	Forecast Over / (Under) Outturn @ Month 9	Variance Since Month 9
	£000's	£000's	£000's	£000's	£000's	£000's	£,000's	£000's	£000's
Development Schemes under £250K	171	0	0	171	0	171	0	171	0
IT Schemes – Infrastructure/Hardware	135	0	35	100	0	135	0	135	0
Maintenance Schemes - Property	15	47	0	0	(30)	17	(2)	47	(30)
Grand Total SCH	321	47	35	271	(30)	323	(2)	353	(30)

Further details of all the schemes are contained in the appendix 4C.

APPENDIX (Links to Hub)